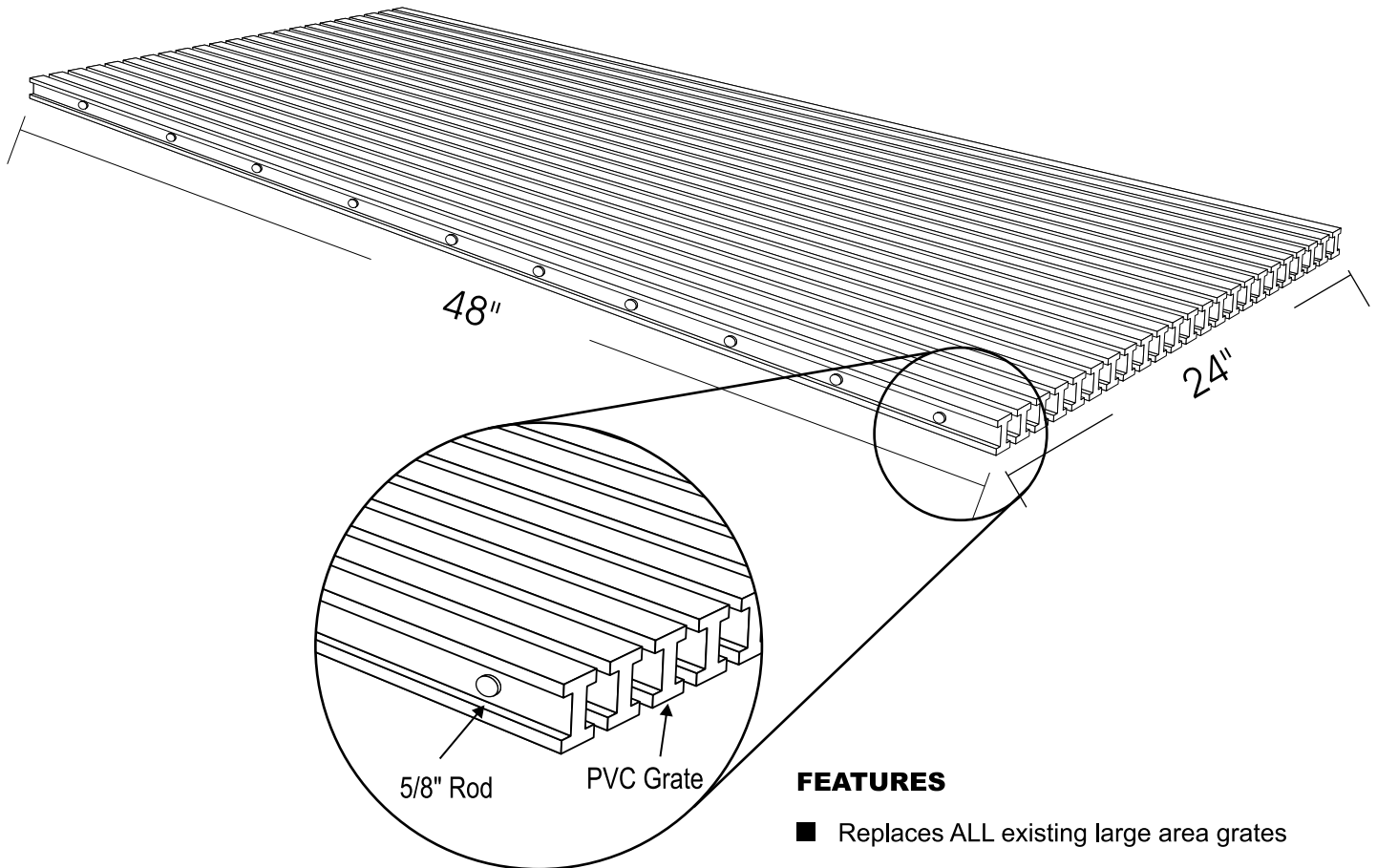


**24x48 LARGE AREA**  
**SUCTION OUTLET DRAIN COVER**  
**MD-FG-2448**

Lawson Aquatics is your only source for large custom-sized main drains. \*Available in one-inch increments in one direction and no more than 21" unsupported span in the other direction.



**FEATURES**

- Replaces ALL existing large area grates
- Measured in one inch increments — lengthen, widen or narrow from any direction
- Permanent marking plate attached with flow rates established using ASME's formula for "Q"
- Made from high-grade PVC with fiberglass support rods
- Available in both white and black
- 10 Year Warranty

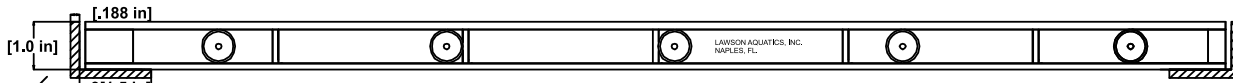

SIZES		24"X 24"	24"X 36"	24"x 48"
FLOW RATE (GPM)	FLOOR	810	2954	5132
	WALL	810	2954	5132
OPEN AREA (square inch)		216.00	324.00	432.00



## 24x48 LARGE AREA

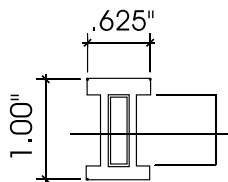
### SUCTION OUTLET DRAIN COVER

### MD-FG-2448



NOTE: MINIMUM INTERNAL FRAME SIZE TO BE 24.125" SQUARE

FRAME CONSTRUCTED OF HEAVY DUTY CURB ANGLE IS MADE OF EXTRUDED, U.V STABILIZED, RIGID PVC. THE PVC IS CORROSION RESISTANT AND NON-CONDUCTIVE



END