

# **Recreation Supply Company**

**P.O. Box 2757 Bismarck, ND 58502-2757**

**Please fax completed forms to:**


**800-850-0262**

**or**

**701-255-7895**

**If you need assistance filling out the forms please call us at  
800-437-8072 or 701-222-4860.**

## Legacy™ Long Reach Starting Platform ORDER FORM

This form is to be used when ordering the **Legacy Long Reach** starting platforms. Help us serve your clients better by supplying us along with this form, architectural line drawings and specifications for new installations, and line drawings and/or photos for existing applications. Please Fax  to (503) 266-4334.

**I. DISTRIBUTOR INFORMATION: DATE: \_\_\_\_\_**

Company: \_\_\_\_\_

Name: \_\_\_\_\_

Phone: \_\_\_\_\_ Email: \_\_\_\_\_

**II. PROJECT OR JOB INFORMATION: (end user)**

Institution: \_\_\_\_\_

Contact Name: \_\_\_\_\_

Address: \_\_\_\_\_

City: \_\_\_\_\_ State: \_\_\_\_\_ ZIP: \_\_\_\_\_

Phone: \_\_\_\_\_ Email: \_\_\_\_\_

**III. STARTING PLATFORM ORDERED (see Specification Sheet for model numbers):**

Legacy Long Reach Model: # \_\_\_\_\_

**IV. DEPTH OF WATER AT STARTING LOCATION:**

\_\_\_\_\_ Feet \_\_\_\_\_ Inches.

This measurement is to be made at a distance from the pool wall that is specified by applicable ruling bodies. The National Federation of State High School Associations (NFSHSA) prohibits starting blocks in pools with depths of less than 4 feet in the starting end. SR Smith recommends that starting platforms be installed at the deep end of the pool wherever possible.

**V. STARTING PLATFORM HEIGHT:**

Height from deck to front of platform: \_\_\_\_\_ Inches  
(Measurement "A" on Specification Sheet)

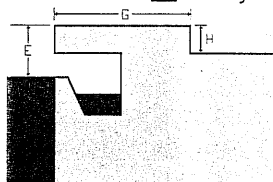
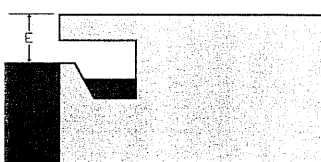
Height from deck to water level: + \_\_\_\_\_ Inches  
(Measurement "E" on Specification Sheet)

Height of platform above water level: = \_\_\_\_\_ Inches  
(Measurements "A" plus "E" on Specification Sheet)  
(Maximum of 30" including thickness of a Relay Judging Platform, if used)

**VI. GUTTER CONFIGURATION: (Check the diagram which is closest.)**

Fully Recessed Gutter

Fully Recessed Gutter w/ Parapet



Starting Block  
Order Forms

