

Recreation Supply Company

P.O. Box 2757 Bismarck, ND 58502-2757

Please fax completed forms to:

800-850-0262

or

701-255-7895

**If you need assistance filling out the forms please call us at
800-437-8072 or 701-222-4860.**

Legacy™ Starting Platform ORDER FORM

This form is to be used when ordering starting platforms. Help us serve your clients better by accompanying this form with architectural line drawings and specifications for new installations, and line drawings and/or photos for existing applications. ★ to (503) 266-4334.

Date: _____

I. DISTRIBUTOR INFORMATION:

Company: _____

Name: _____

Phone: _____ Email: _____

II. PROJECT OR JOB INFORMATION: (end user)

Institution: _____

Contact Name: _____

Address: _____

City: _____ State: _____ ZIP: _____

Phone: _____ Email: _____

III. STARTING PLATFORM ORDERED (see Spec Sheet for model numbers):

LEGACY: # _____

LEGACY II: # _____

IV. DEPTH OF WATER AT STARTING LOCATION:

_____ feet _____ inches.

This measurement is to be made at a distance from the pool wall that is specified by applicable ruling bodies. The National Federation of State High School Associations (NFSHSA) prohibits starting blocks in pools with depths of less than 4 feet in the starting end. S.R. SMITH recommends that starting platforms be installed at the deep end of the pool wherever possible.

V. STARTING PLATFORM HEIGHT:


Height from deck to front of platform: _____ inches
(Measurement "A" on Spec Sheet)

Height from deck to water level: + _____ inches
(Measurement "E" on Spec Sheet)

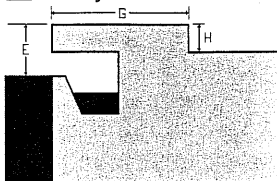
Height of platform above water level: = _____ inches
(Measurements "A" plus "E" on Spec Sheet)

VI. **GUTTER CONFIGURATION:** (Check the diagram which is closest.)

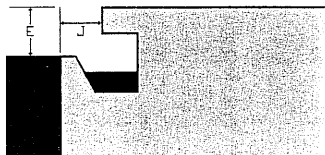
Fully Recessed Gutter



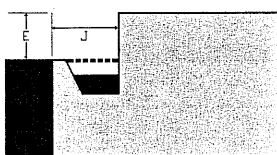
Fully Recessed Gutter w/ Parapet



Partially Recessed Gutter



Rollout Gutter



Flush Gutter & Deck



Flush Gutter with Bull-nose



VII. **ANCHORING INFORMATION:**

A. Parapet dimensions (if applicable):

Width: _____ inches from pool wall to back of parapet (Dimension "G")

Height: _____ inches from deck to top of parapet (Dimension "H")

B. Gutter dimensions:

Width from pool wall to front edge of deck: _____ inches
(Dimension "J" for Partially Recessed or Rollout Gutters)

Height from water level to deck: _____ inches
(Dimension "E" for all decks)

C. Required setback (distance from pool wall to center of stanchion):

Standard 21" – 26" setback (Dimension "F" on Spec Sheet)

Custom setback (Dimension "F" on Spec Sheet)

D. Anchor style desired:

Check box if there are existing anchor stanchions in the deck or bulkhead. If so, fill out the following information.

Single-post anchors ("Legacy" model):

1. _____ inches (Inside Dimension – "I.D.")

Dual-post anchors ("Legacy II" model):

1. _____ inches (Inside Dimension – "I.D.")

2. _____ inches (center-to-center)

Additional Comments:
