



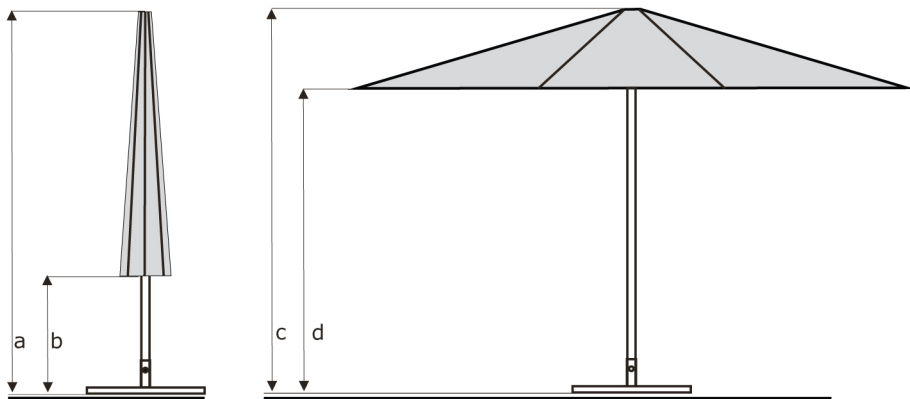
NOVA

Features

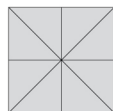
- Maintenance-free, long-life winding handle system
- All materials are fully corrosion resistant
- Telescopic mechanism opens and closes easily above furniture
- Extremely sturdy and robust – wind rated to 50mph
- Huge canopies provide maximum shade protection
- Water repellent canopy also offers rain protection
- Multiple umbrellas can be joined with removable gutter system
- Non-permanent installation – can be removed from

This giant umbrella offers maximum shade protection for residential & commercial areas. The canopy arms are super-strong (2"x1"x.08" reinforced aluminum extrusion) and are connected to an impressive 4" mast with no less than six internal channels for extra strength. The Nova is quite simply the best non-permanent umbrella shade solution on the market today.

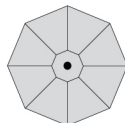
NOVA



Dimension



13' Square



16' Octogan

Dimensions of closed umbrella

a	Mast height (inches)	14ft 4in	14ft 4in
b	Distance from arms to ground (inches)	4ft	6ft
Weight of umbrella when folded		175lbs	220lbs

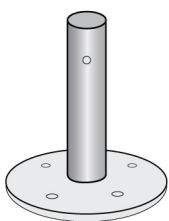
Dimensions of open umbrella

c	Height to canopy hub	10ft	12ft 4in
d	Total height to top of canopy	8ft	8ft
	Distance from outside edge of mast to outside edge of canopy	8ft 6in	8ft
	Width of canopy	13ft	16ft

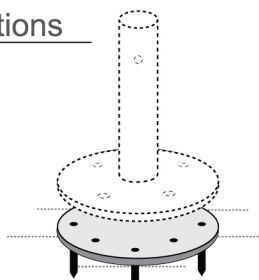
Packaging Dimensions

Dimensions of cardboard packaging (inches)	14.5"x18"x18"	14.5"x18"x18"
Weight of umbrella when packaged in carton with spigot	210lbs	250lbs

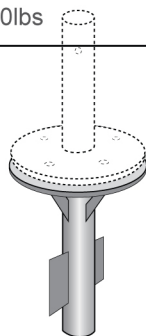
Base & Install options



Spigot



Base Plate 8½" - to bolt to concrete patio or wooden deck



In Ground Fitting - to be concreted into ground



Brown



Black



Turquoise



Burgundy



Navy Blue



Blue Stripe



Terracotta



Pacific Blue



Teal Stripe



Logo Red



Forest Green



Turquoise Stripe



Orange



Pistachio



Red Stripe



Sunflower



Cadet Gray



Yellow Stripe



Toast



Natural