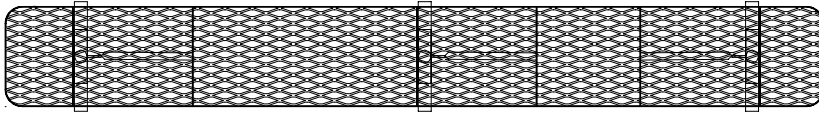
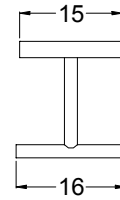
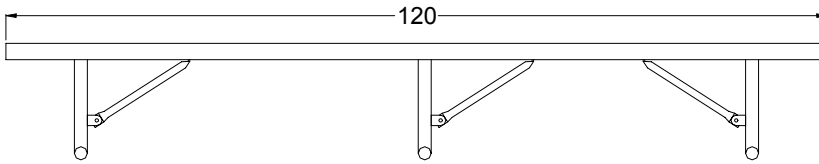




937-601



937-601 10ft
SUPREME CHAMPION
FREE STANDING
BENCH WITHOUT BACK



Part No.	Description	Qty.
622-116	10' Supreme Champion seat/back	1
631-110	Supreme Stand (WO/Back) (Free Standing)	3
631-313	Brace (WO/Back)	3
516-058	3/8" x 1-1/2" SS Hex Bolt	12
516-028	3/8" SS Nylock Nut	12
516-023	3/8" SS Washer	24

- 1 Drill plastic out of the mounting holes on the stands, seat and braces using a 7/16" dia. drill bit.
- 2 Fasten the seat to the stands loosely and then fasten the brace to the stands.
- 3 Make sure the bench is level and tighten all of the bolts.

In Accordance to California law: WARNING This product contains a chemical know to the State of California to cause cancer and birth defects or other reproductive harm.

Periodic check of bolt tightness recommended.



PREMIER POLYSTEEL

The Best Commercial Outdoor Furniture Available. Period.

