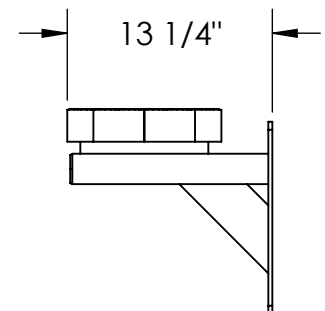
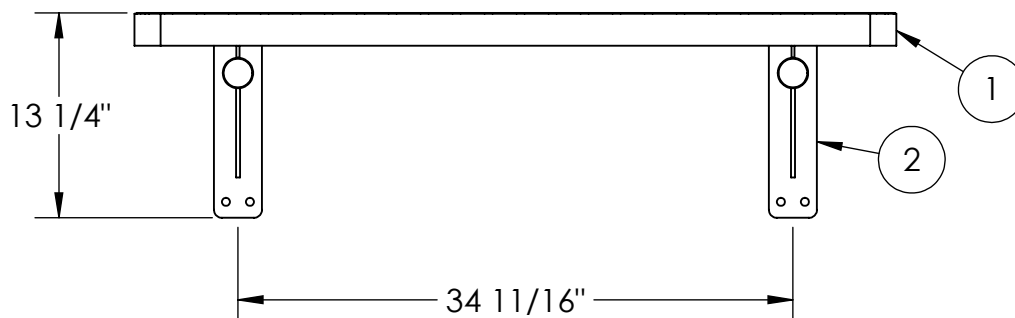
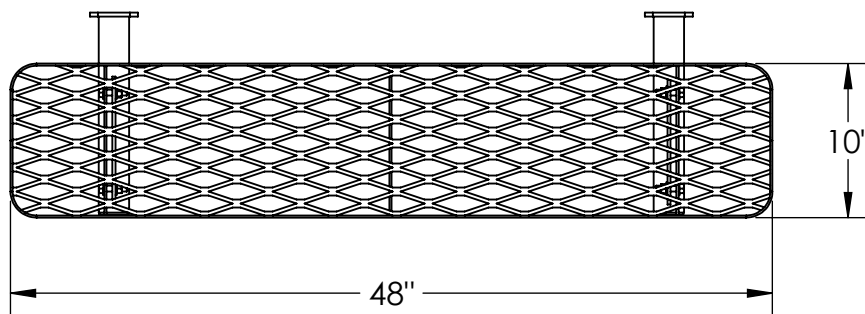
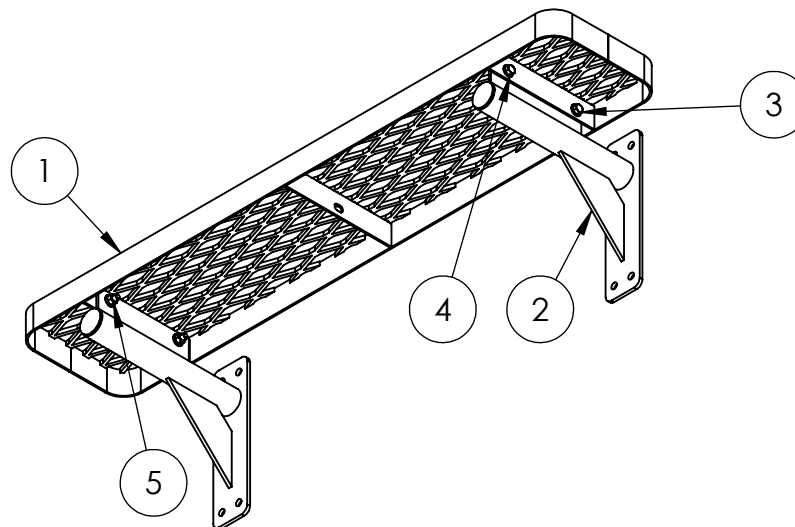


4' Champion Bench, Wall Mount

935-104



1. Drill plastic out of the mounting holes on the stands and seat using a 7/16" dia. drill bit.
2. Fasten the seat to the stands.
3. Anchor to the wall with the appropriate fasteners.

In Accordance to California law: WARNING This product contains a chemical know to the State of California to cause cancer and birth defects or other reproductive harm.

ITEM NO.	PART NUMBER	DESCRIPTION	QTY.
1	622-011	Champion Seat/Back 4'	1
2	634-001	Wall Mount Bracket	2
3	516-058	3/8"x1-1/2" SS Hex Bolt	4
4	516-023	3/8" SS Flat Washer	8
5	516-028	3/8" SS Nylock Nut	4



PREMIER POLYSTEEL

The Best Commercial Outdoor Furniture Available. Period.



SIZE
A

REV. X.01 SHEET 1 OF 1