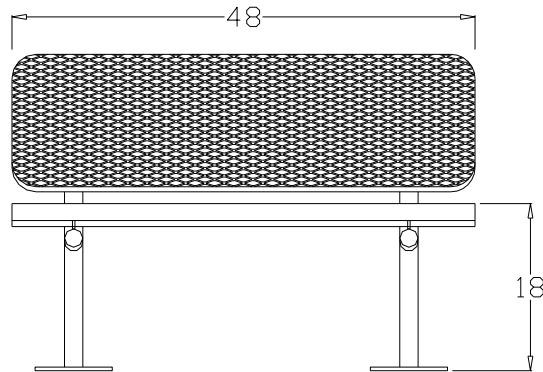
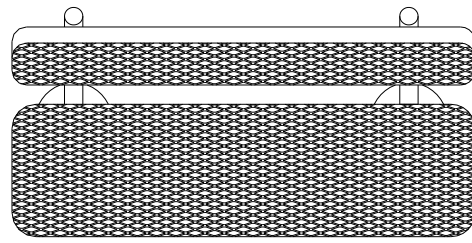
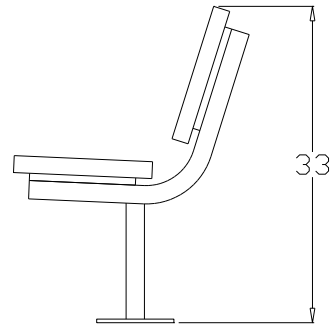




936-107



**936-107 4FT
CHAMPION
SUPREME BENCH
SM**



Part No.	Description	Qty.
622-111	4' Supreme Champion Seat/ Back	2
633-112	Supreme Bench Stand w/back (Surface Mount)	2
516-058	3/8" x 1-1/2" SS Hex Bolt	8
516-028	3/8" SS Nylock Nut	8
516-023	3/8" SS Washer	16

- 1 Drill plastic out of the mounting holes on the stands and seat/back using a 7/16" dia. drill bit.
- 2 Fasten the seat/back to the stands loosely. The stands mount on the inside of the cross bar of the seat/back.
- 3 Set on a level surface and tighten all of the bolts.
- 4 Position where desired and anchor to floor with the appropriate fasteners.

In Accordance to California law: WARNING This product contains a chemical know to the State of California to cause cancer and birth defects or other reproductive harm.

Periodic check of bolt tightness recommended.



PREMIER POLYSTEEL

The Best Commercial Outdoor Furniture Available. Period.

