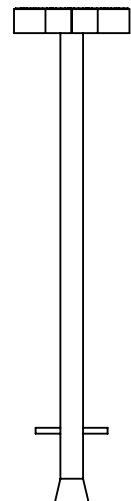
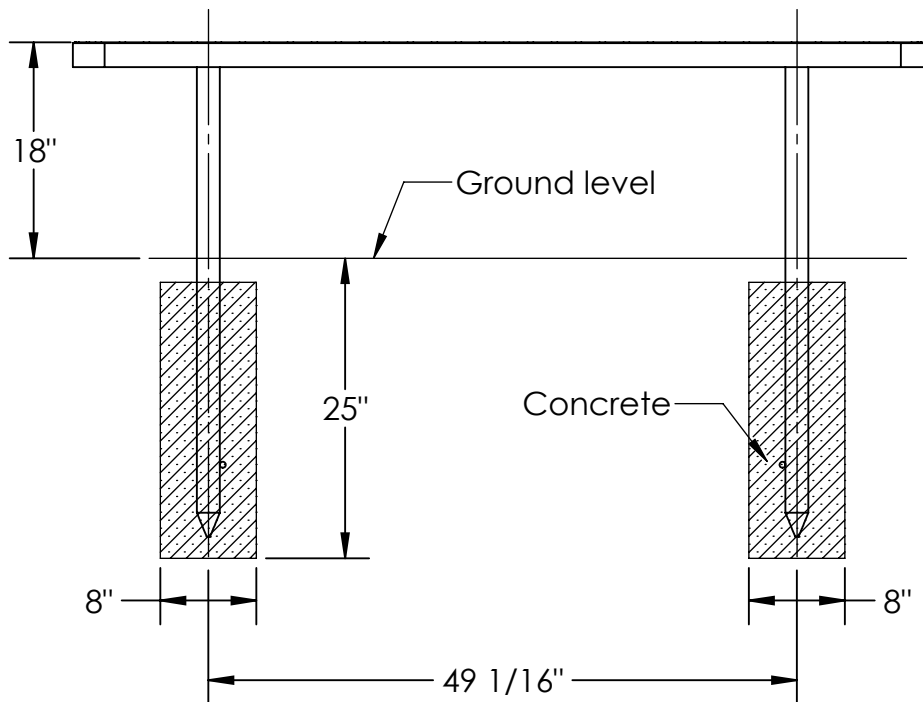
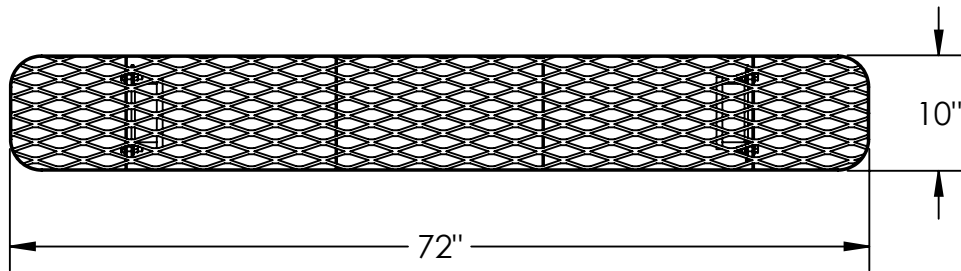


6' Champion Bench without back, Direct Bury

935-302



1. Drill plastic out of the mounting holes on the stands and the seat using a 7/16" dia. drill bit.
2. Attach seat to stands with 3/8" x 1-1/2" SS hex bolts, washers and nuts.
3. Secure in concrete footing as shown.

In Accordance to California law: WARNING This product contains a chemical know to the State of California to cause cancer and birth defects or other reproductive harm.



PREMIER POLYSTEEL

The Best Commercial Outdoor Furniture Available. Period.

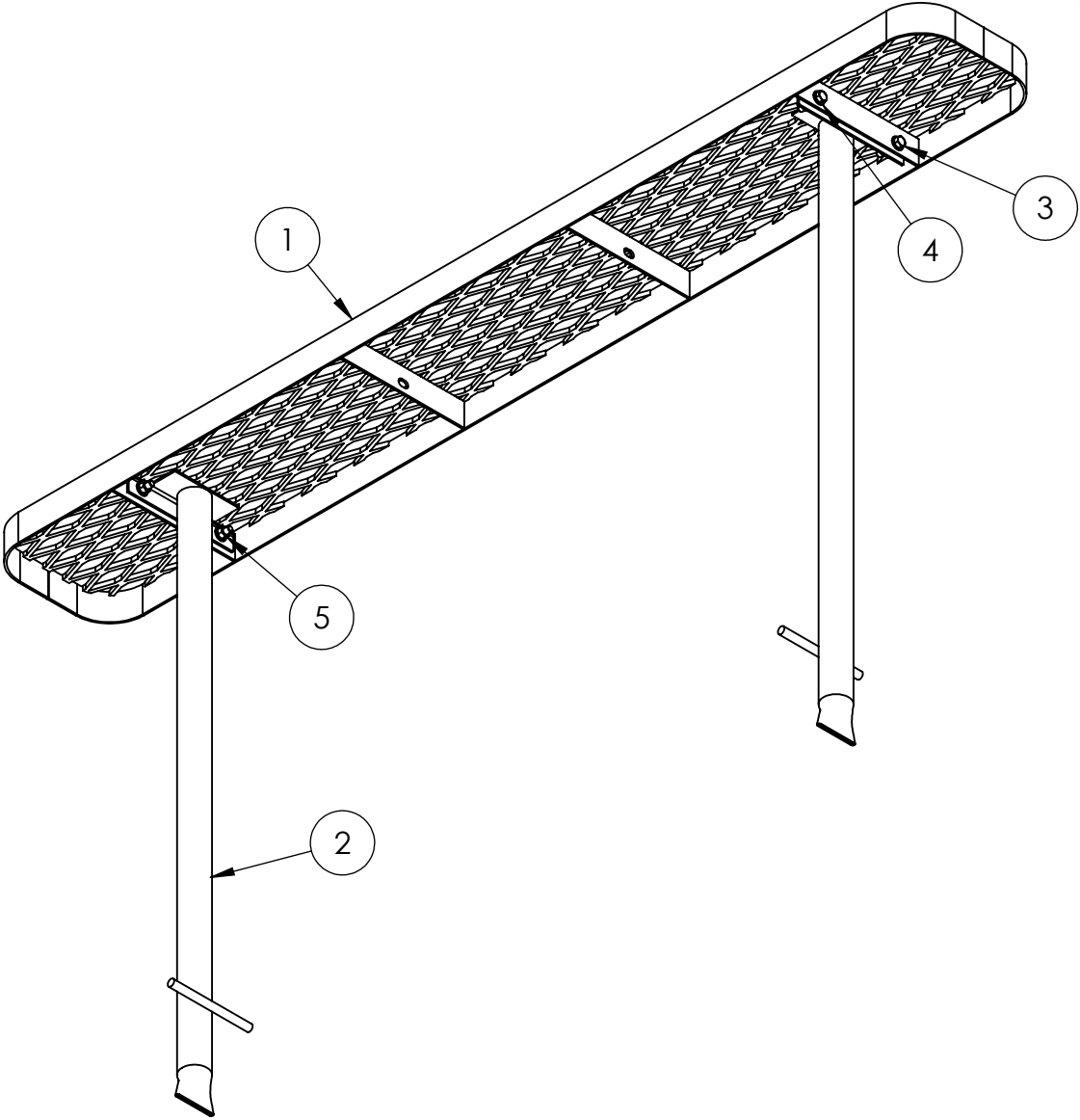


SIZE
A

REV. X.01 | SHEET 1 OF 2

6' Champion Bench without back, Direct Bury

935-302



ITEM NO.	PART NUMBER	DESCRIPTION	QTY.
1	622-013	Champion Seat/Back 6'	1
2	631-020	Bench without Back Stand, Direct Bury	2
3	516-058	3/8"x1-1/2" SS Hex Bolt	4
4	516-023	3/8" SS Flat Washer	8
5	516-028	3/8" SS Nylock Nut	4



PREMIER POLYSTEEL

The Best Commercial Outdoor Furniture Available. Period.



SIZE
A

REV. X.01 | SHEET 2 OF 2