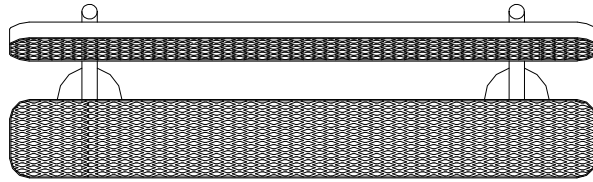
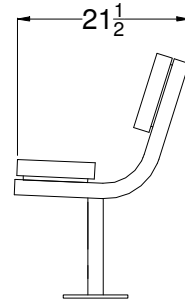
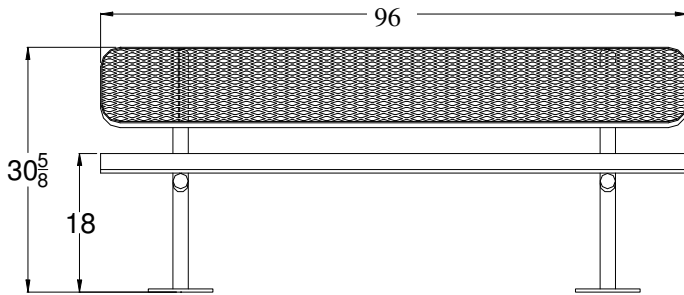




934-507



934-507 8' Champion Bench with Back—
Surface Mount



| Part No. | Description | Qty. |
|----------|---------------------------|------|
| 622-015 | Champion Seat/Back 8' | 2 |
| 630-012 | Stand (Surface Mount) | 2 |
| 516-058 | 3/8" x 1-1/2" SS Hex Bolt | 8 |
| 516-028 | 3/8" SS Nylock Nut | 8 |
| 516-023 | 3/8" SS Washer | 16 |

Assembly Instructions:

1. Drill plastic out of the mounting holes on the stands and the seat using a 7/16" diameter drill bit.
2. Attach seat and back loosely to stands with 3/8" x 1-1/2" SS hex bolts, washers and nuts.
3. Set on level surface and tighten all fasteners.
4. Anchor to floor with appropriate fasteners.

In Accordance to California law: WARNING This product contains a chemical know to the State of California to cause cancer and birth defects or other reproductive harm.

Periodic check of bolt tightness recommended.



PREMIER POLYSTEEL

The Best Commercial Outdoor Furniture Available. Period.

