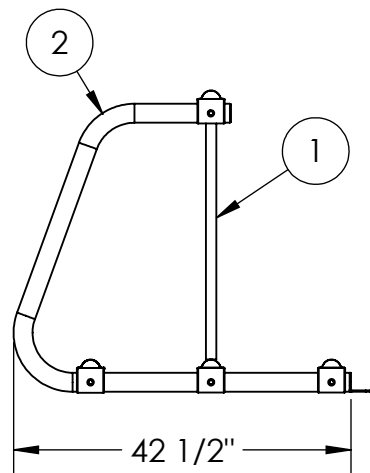
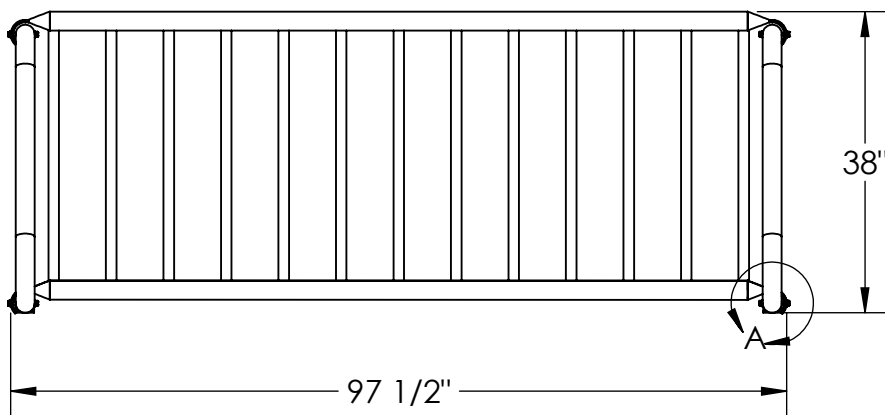
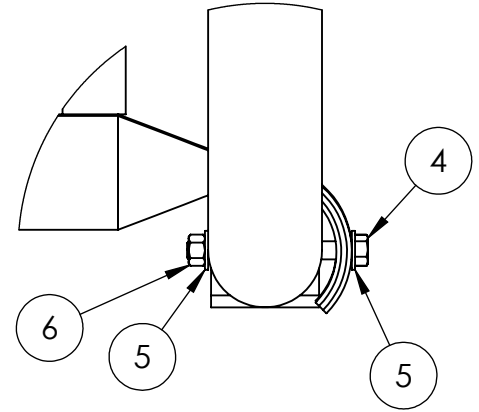
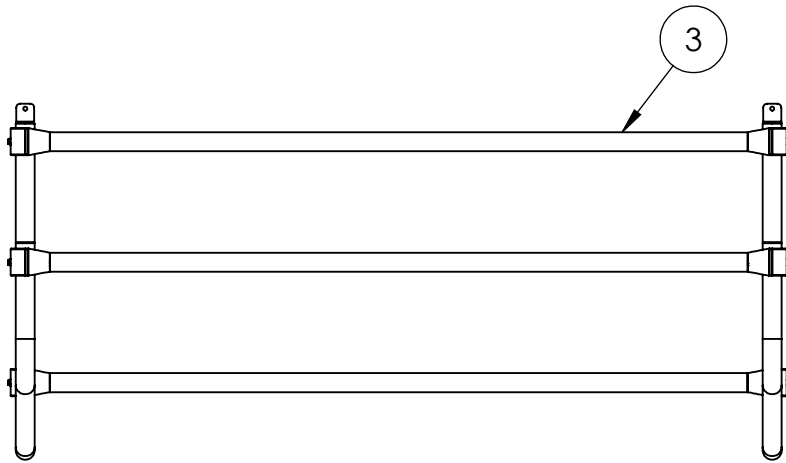


# Premier Bike Rack For 12 Bikes, 2 Sided, 8' Gate Style Free Standing/Surface Mount

997-008

DETAIL A  
SCALE 1 : 4



1. Drill plastic out of the mounting holes on the ends, rails and fence using a 7/16" dia. drill bit.
2. Fasten the fence to the rack ends loosely.
3. Fasten the rails to the rack ends loosely.
4. Check the alignment of the parts and tighten all bolts securely.

In Accordance to California law: WARNING This product contains a chemical know to the State of California to cause cancer and birth defects or other reproductive harm.

ITEM NO.	PART NUMBER	DESCRIPTION	QTY.
1	651-005	8' Bike Fence	1
2	651-001	Bike Rack End	2
3	651-006	8' Bottom Rail	2
4	516-029	3/8" X 3-1/2" SS Hex Bolt	8
5	516-023	3/8" SS Flat Washer	16
6	516-028	3/8" SS Nylock Nut	8



**PREMIER POLYSTEEL**

The Best Commercial Outdoor Furniture Available. Period.



SIZE  
A

REV. X.01 SHEET 1 OF 1